




The Waveguide Solution
a global **invacom** company

Waveguide Coaxial Transitions

Coaxial Adaptors / RA SERIES



The Waveguide Solution offers a standard range of Waveguide to Coaxial Adaptors.

All designs have been optimised to offer high performance within a compact outline. Wherever possible these adaptors are machined from one piece to give improved accuracy. All Coaxial Adaptors are manufactured from Brass or Aluminium as standard, although Copper is available upon request. The RA series of Adaptors are offered as standard with the most common Flanges, however, the full range of International Flange Styles as shown in the Flange Catalogue can be offered on request. All adaptors are manufactured to the highest quality standards.

The Economy Adaptors are offered for most everyday usage.

Using Low Power connectors the Economy version offers a good compromise between performance and cost.

To maintain the lowest prices, the economy version is offered in Aluminium, Unpainted. Painting and Silver Plated (Brass) versions are available at extra cost. It is possible to offer improved performance specifications for narrow band options. Precision Adaptors are offered to suit laboratory or test bench applications. The precision version is manufactured from brass and is silver-plated and painted with attractive, hard wearing, epoxy paint finish as standard. Each adaptor is tuned to offer the highest possible performance over the full waveguide frequency band.

The Waveguide Solution facility is approved to ISO9001: 2000.

WG to COAXIAL TRANSITION (ADAPTORS)

Precision Rectangular Model

Specification:

V.S.W.R.

See Data Sheet

Material:

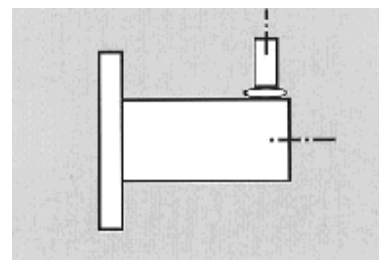
Brass (Aluminium with Chromate / Iridite finish available on request)

Finish:

Silver Plate and Blue Paint

Full Band Flatness:

See Table* For Male add M instead of F
(Contact Factory for price and lead time)



Operating Frequency Band (GHz)	TWS PART NUMBER	Flange Type	Connector Type	Max V.S.W.R.
2.60 – 3.95	RA 10 PQB 012 B N-F	UDR 32	N(f)	1.1
2.60 – 3.95	RA 10 PQB 031 B N-F	PDR 32	N(f)	1.1
2.60 – 3.95	RA 10 PQB 112 B N-F	CPR 284F	N(f)	1.1
2.60 – 3.95	RA 10 PQB 021 B N-F	CPR 284G	N(f)	1.1
3.30 – 4.90	RA 11A PQB 012 B N-F	UDR 40	N(f)	1.1
3.30 – 4.90	RA 11A PQB 031 B N-F	PDR 40	N(f)	1.1
3.30 – 4.90	RA 11A PQB 122 B N-F	CPR 229F	N(f)	1.1
3.30 – 4.90	RA 11A PQB 021 B N-F	CPR 229G	N(f)	1.1
3.95 – 5.85	RA 12 PQB 012 B N-F	UDR 48	N(f)	1.1
3.95 – 5.85	RA 12 PQB 031 B N-F	PDR 48	N(f)	1.1
3.95 – 5.85	RA 12 PQB 122 B N-F	CPR 187F	N(f)	1.1
3.95 – 5.85	RA 12 PQB 021 B N-F	CPR 187G	N(f)	1.1
4.90 – 7.05	RA 13 PQB 012 B N-F	UDR 58	N(f)	1.1
4.90 – 7.05	RA 13 PQB 031 B N-F	PDR 58	N(f)	1.1
4.90 – 7.05	RA 13 PQB 122 B N-F	CPR 159F	N(f)	1.1
4.90 – 7.05	RA 13 PQB 021 B N-F	CPR 159G	N(f)	1.1
5.85 – 8.20	RA 14 PQB 012 B SMA-F	UDR 70	SMA(f)	1.1
5.85 – 8.20	RA 14 PQB 031 B SMA-F	PDR 70	SMA(f)	1.1
5.85 – 8.20	RA 14 PQB 122 B SMA-F	CPR 137F	SMA(f)	1.1
5.85 – 8.20	RA 14 PQB 021 B SMA-F	CPR 137G	SMA(f)	1.1
7.05 – 10.00	RA 15 PQB 402 B SMA-F	UBR 84	SMA(f)	1.1
7.05 – 10.00	RA 15 PQB 412 B SMA-F	PBR 84	SMA(f)	1.1
7.05 – 10.00	RA 15 PQB 122 B SMA-F	CPR 112F	SMA(f)	1.1
7.05 – 10.00	RA 15 PQB 021 B SMA-F	CPR 112G	SMA(f)	1.1
8.20 – 12.40	RA 16 PQB 402 B SMA-F	UBR 100	SMA(f)	1.1
8.20 – 12.40	RA 16 PQB 412 B SMA-F	PBR 100	SMA(f)	1.1
8.20 – 12.40	RA 16 PQB 122 B SMA-F	CPR 90F	SMA(f)	1.1
8.20 – 12.40	RA 16 PQB 021 B SMA-F	CPR 90G	SMA(f)	1.1
8.20 – 12.40	RA 16 PQB 442 B SMA-F	UG 39/U	SMA(f)	1.1
10.00 – 15.00	RA 17 PQB 402 B SMA-F	UBR 120	SMA(f)	1.15
10.00 – 15.00	RA 17 PQB 412 B SMA-F	PBR 120	SMA(f)	1.15
10.00 – 15.00	RA 17 PQB 442 B SMA-F	M3922/53-007	SMA(f)	1.15
12.40 – 18.00	RA 18 PQB 402 B SMA-F	UBR 140	SMA(f)	1.15
12.40 – 18.00	RA 18 PQB 412 B SMA-F	PBR 140	SMA(f)	1.15
12.40 – 18.00	RA 18 PQB 442 B SMA-F	UG 419/U	SMA(f)	1.15
15.22 – 22.00	RA 19 PQB 402 B K-F	UBR 180	K Type (f)	1.15
15.22 – 22.00	RA 19 PQB 412 B K-F	PBR 180	K Type (f)	1.15
18.00 – 26.50	RA 20 PQB 402 B K-F	UBR 220	K Type (f)	1.15
18.00 – 26.50	RA 20 PQB 412 B K-F	PBR 220	K Type (f)	1.15
18.00 – 26.50	RA 20 PQB 442 B K-F	UG 595/U	K Type (f)	1.15
22.00 – 33.00	RA 21 PQB 402 B K-F	UBR 260	K Type (f)	1.2
22.00 – 33.00	RA 21 PQB 412 B K-F	PBR 260	K Type (f)	1.2
22.00 – 33.00	RA 21 PQB 442 B K-F	UG 1530/U	K Type (f)	1.2
26.50 – 40.00	RA 22 PQB 402 B K-F	UBR 320	K Type (f)	1.2
26.50 – 40.00	RA 22 PQB 412 B K-F	PBR 320	K Type (f)	1.2
26.50 – 40.00	RA 22 PQB 442 B K-F	UG 599/U	K Type (f)	1.2

WG to COAXIAL TRANSITION (ADAPTORS)

Standard Rectangular (Economy) Model

Specification:

V.S.W.R.

See Data Sheet

Material:

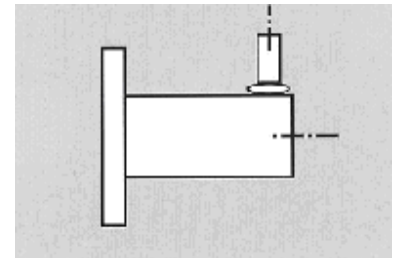
Aluminium (Brass with natural finish available on request)

Finish:

Chromate (Alocrom) to Mil-C-5541 (Unpainted as standard)

Connector:

See Table* For Male add M instead of F (Contact Factory for price and lead time)



Operating Frequency Band (GHz)	TWS PART NUMBER	Flange Type	Connector Type	Max V.S.W.R.
3.30 – 4.90	RA 11A MZH 014 A N-F	UDR 40	N(f)	1.15
3.30 – 4.90	RA 11A MZH 033 A N-F	PDR 40	N(f)	1.15
3.30 – 4.90	RA 11A MZH 124 A N-F	CPR 229F	N(f)	1.15
3.30 – 4.90	RA 11A MZH 023 A N-F	CPR 229G	N(f)	1.15
3.95 – 5.85	RA 12 MZH 014 A N-F	UDR 48	N(f)	1.15
3.95 – 5.85	RA 12 MZH 033 A N-F	PDR 48	N(f)	1.15
3.95 – 5.85	RA 12 MZH 124 A N-F	CPR 187F	N(f)	1.15
3.95 – 5.85	RA 12 MZH 023 A N-F	CPR 187G	N(f)	1.15
4.90 – 7.05	RA 13 MZH 014 A N-F	UDR 58	N(f)	1.15
4.90 – 7.05	RA 13 MZH 033 A N-F	PDR 58	N(f)	1.15
4.90 – 7.05	RA 13 MZH 124 A N-F	CPR 159F	N(f)	1.15
4.90 – 7.05	RA 13 MZH 023 A N-F	CPR 159G	N(f)	1.15
5.85 – 8.20	RA 14 MZH 014 A SMA-F	UDR 70	SMA(f)	1.15
5.85 – 8.20	RA 14 MZH 033 A SMA-F	PDR 70	SMA(f)	1.15
5.85 – 8.20	RA 14 MZH 124 A SMA-F	CPR 137F	SMA(f)	1.15
5.85 – 8.20	RA 14 MZH 023 A SMA-F	CPR 137G	SMA(f)	1.15
7.05 – 10.00	RA 15 MZH 404 A SMA-F	UBR 84	SMA(f)	1.15
7.05 – 10.00	RA 15 MZH 414 A SMA-F	PBR 84	SMA(f)	1.15
7.05 – 10.00	RA 15 MZH 124 A SMA-F	CPR 112F	SMA(f)	1.15
7.05 – 10.00	RA 15 MZH 023 A SMA-F	CPR 112G	SMA(f)	1.15
8.20 – 12.40	RA 16 MZH 404 A SMA-F	UBR 100	SMA(f)	1.15
8.20 – 12.40	RA 16 MZH 414 A SMA-F	PBR 100	SMA(f)	1.15
8.20 – 12.40	RA 16 MZH 124 A SMA-F	CPR 90F	SMA(f)	1.15
8.20 – 12.40	RA 16 MZH 023 A SMA-F	CPR 90G	SMA(f)	1.15
8.20 – 12.40	RA 16 MZH 444 A SMA-F	UG 135/U	SMA(f)	1.15
10.00 – 15.00	RA 17 MZH 404 A SMA-F	UBR 120	SMA(f)	1.15
10.00 – 15.00	RA 17 MZH 414 A SMA-F	PBR 120	SMA(f)	1.15
10.00 – 15.00	RA 17 MZH 444 A SMA-F	M3922/53-008	SMA(f)	1.15
12.40 – 18.00	RA 18 MZH 404 A SMA-F	UBR 140	SMA(f)	1.15
12.40 – 18.00	RA 18 MZH 414 A SMA-F	PBR 140	SMA(f)	1.15
12.40 – 18.00	RA 18 MZH 444 A SMA-F	UG 1665/U	SMA(f)	1.15
15.22 – 22.00	RA 19 MZH 404 A K-F	UBR 180	K Type (f)	1.25
15.22 – 22.00	RA 19 MZH 414 A K-F	PBR 180	K Type (f)	1.25
18.00 – 26.50	RA 20 MZH 404 A K-F	UBR 220	K Type (f)	1.25
18.00 – 26.50	RA 20 MZH 414 A K-F	PBR 220	K Type (f)	1.25
18.00 – 26.50	RA 20 MZH 444 A K-F	UG 597/U	K Type (f)	1.25
22.00 – 33.00	RA 21 MZH 404 A K-F	UBR 260	K Type (f)	1.25
22.00 – 33.00	RA 21 MZH 414 A K-F	PBR 260	K Type (f)	1.25
22.00 – 33.00	RA 21 MZH 444 A K-F	UG 1530/U**	K Type (f)	1.25
26.50 – 40.00	RA 22 MZH 404 A K-F	UBR 320	K Type (f)	1.25
26.50 – 40.00	RA 22 MZH 414 A K-F	PBR 320	K Type (f)	1.25
26.50 – 40.00	RA 22 MZH 444 A K-F	UG 599/U**	K Type (f)	1.25

** Aluminium version of flange stated.

* For connector sex please add the correct letter (M = Male, F = Female)

Contact factory for specification details of male connector.

Alternative connectors and/or flanges available on request from factory.

WG to COAXIAL TRANSITION (ADAPTORS)

Standard Double Ridge

Specification:

V.S.W.R.

See Data Sheet

Material:

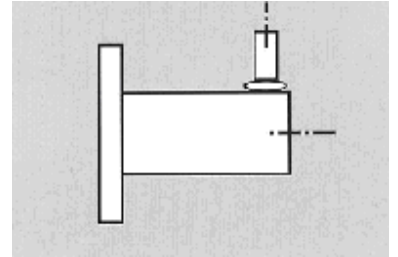
Aluminium (Brass available on request)

Finish:

Chromate (Alocrom) to Mil-C-5541
and Blue Paint

Connector:

See Table* For Male add M instead of F
(Contact Factory for price and lead time)

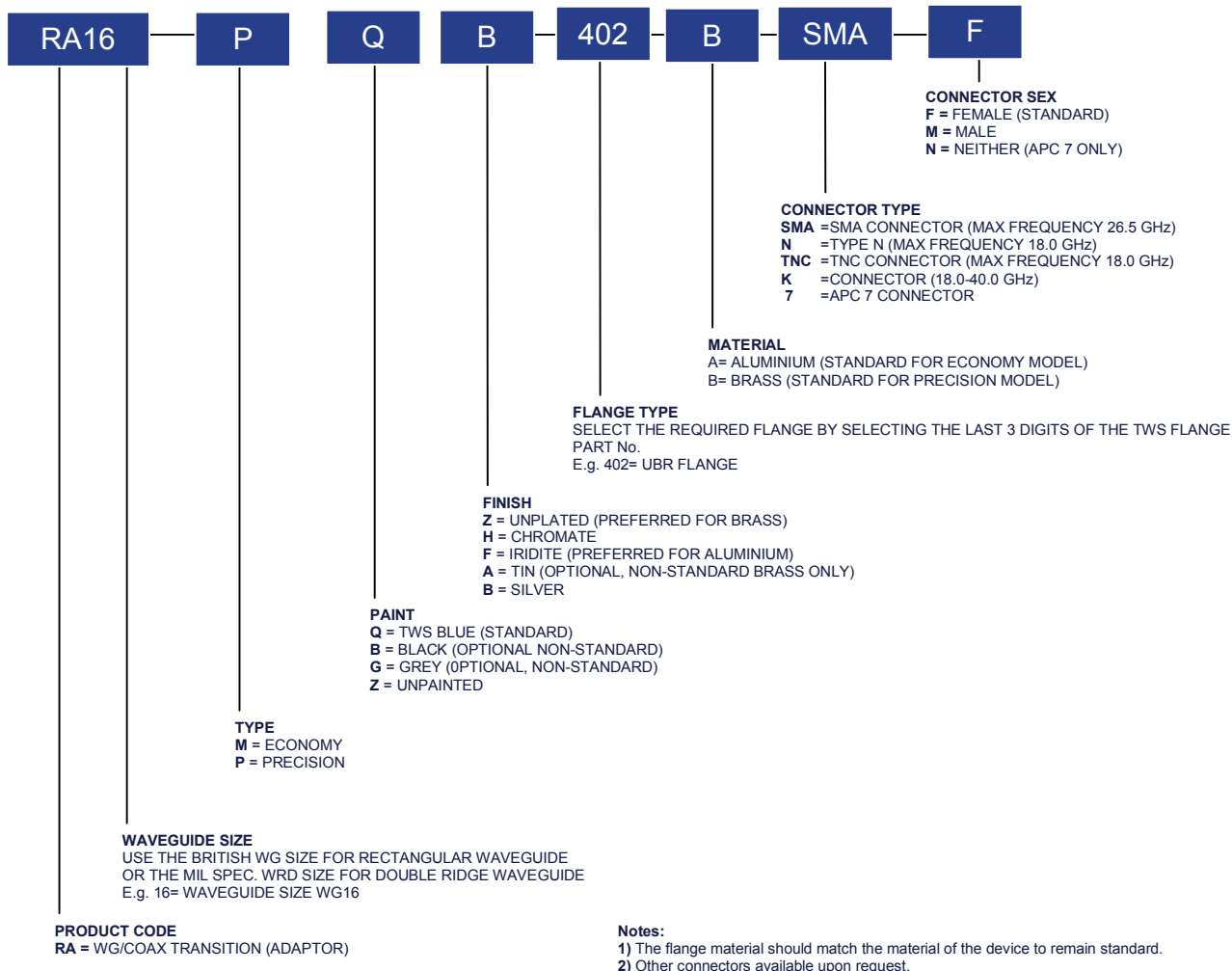


Operating Frequency Band (GHz)	TWS PART NUMBER	Flange Type	Connector Type	Max V.S.W.R.
5.80 – 16.00	RA 580 PQH D01 A SMA-F	Plain Alt Holes	SMA(f)	1.3
5.80 – 16.00	RA 580 PQH D03 A SMA-F	Plain Threaded Holes	SMA(f)	1.3
5.80 – 16.00	RA 580 PQH D05 A SMA-F	Plain Clear Holes	SMA(f)	1.3
5.80 – 16.00	RA 580 PQH D07 A SMA-F	Seal Alt Holes	SMA(f)	1.3
5.80 – 16.00	RA 580 PQH D09 A SMA-F	Seal Threaded Holes	SMA(f)	1.3
5.80 – 16.00	RA 580 PQH D11 A SMA-F	Seal Clear Holes	SMA(f)	1.3
6.50 – 18.00	RA 650 PQH D01 A SMA-F	Plain Alt Holes	SMA(f)	1.3
6.50 – 18.00	RA 650 PQH D03 A SMA-F	Plain Threaded Holes	SMA(f)	1.3
6.50 – 18.00	RA 650 PQH D05 A SMA-F	Plain Clear Holes	SMA(f)	1.3
6.50 – 18.00	RA 650 PQH D07 A SMA-F	Seal Alt Holes	SMA(f)	1.3
6.50 – 18.00	RA 650 PQH D09 A SMA-F	Seal Threaded Holes	SMA(f)	1.3
6.50 – 18.00	RA 650 PQH D11 A SMA-F	Seal Clear Holes	SMA(f)	1.3
7.50 – 18.00	RA 750 PQH D01 A SMA-F	Mil/39000 3B-072	SMA(f)	1.3
7.50 – 18.00	RA 750 PQH D03 A SMA-F	Mil/39000 3B-074	SMA(f)	1.3
7.50 – 18.00	RA 750 PQH D05 A SMA-F	Mil/39000 3B-076	SMA(f)	1.3
7.50 – 18.00	RA 750 PQH D07 A SMA-F	Mil/39000 3B-078	SMA(f)	1.3
7.50 – 18.00	RA 750 PQH D09 A SMA-F	Mil/39000 3B-080	SMA(f)	1.3
7.50 – 18.00	RA 750 PQH D11 A SMA-F	Mil/39000 3B-082	SMA(f)	1.3
18.00 – 40.00	RA 180 PQH D01 A K-F	Mil/39000 3B-084	K Type (f)	1.35
18.00 – 40.00	RA 180 PQH D03 A K-F	Mil/39000 3B-086	K Type (f)	1.35
18.00 – 40.00	RA 180 PQH D05 A K-F	Mil/39000 3B-088	K Type (f)	1.35

CUSTOM COAXIAL TRANSITION (ADAPTORS)



The Waveguide Solution offers custom Waveguide Coaxial Adaptors. All designs have been optimized to offer high performance within a compact outline. Contact our Sales Department for more information.



The Waveguide Solution Limited

KING CHARLES BUSINESS PARK OLD NEWTON ROAD HEATHFIELD NEWTON ABBOT DEVON TQ12 6UT UNITED KINGDOM

Tel: +44 (0) 1626 835255 Fax: +44 (0) 1626 836166 E-mail: enquiries@waveguidesolution.co.uk

www.waveguidesolution.co.uk

Specifications shown on this document are offered as a guide only. Components may be modified to suit the mechanical or electrical parameters requested, or may be optimized to suit the operating frequency range. Frequency range of operation shall be advised when ordering.
 Information provided in this brochure is for reference only. Dimensions or specifications are typical values. All designs, specifications and availabilities of products and services presented in this document may be subject to change without notice. For confirmation of details please consult your agent or manufacturer. Issue 1.0b